



Infrastructure


New York


New Yorkers Win Big In Infrastructure Spending Bill


American Society of Civil Engineers Infrastructure Report Card:


State of New York	C-
-------------------	----

New York Infrastructure Snapshot:

**1,702** bridges in poor condition

**7,292+** miles of highway in poor condition

**7.4%** increase in commute times since 2011

**\$625** spent per year by each driver in costs due to driving on roads in need of repair

How New York Benefits from the Infrastructure Bill:

\$13.5 Billion

Federal highway formula funding for highways and bridges

► **41.7% MORE**

than the State's Federal-aid highway formula funding under current law.

(On an average annual basis over 5 years)

\$99.1 Million

Funding to augment commercial motor vehicle (CMV) safety efforts to reduce CMV crashes through the Federal Motor Carrier Safety Administration's Motor Carrier Safety Assistance Program (MCSAP) formula grant

► **55% INCREASE**

in funding compared to FAST Act levels

National Infrastructure Grant Programs:

In addition to the \$13.5 billion in guaranteed formula funding, New York is also eligible to apply for these competitive grants:	Nationwide Total
Nationally significant freight and highway projects (AKA INFRA)	\$8 billion
Bridge investment program	\$12.5 billion
Rural surface transportation grant program	\$2 billion
Grants for charging and fueling infrastructure	\$2.5 billion
Reduction of truck emissions at port facilities	\$400 million
National Infrastructure Project Assistance	\$10 billion
Congestion relief program	\$250 million
Local and Regional Project Assistance (AKA RAISE/BUILD program)	\$7.5 billion

FOR MORE DETAIL: Visit the link below for a U.S. Department of Transportation Federal Highway Administration spreadsheet including year-over-year Highway Authorizations by program.
https://www.fhwa.dot.gov/bipartisan-infrastructure-law/docs/highway_authorizations_nov302021.xlsx



Trucking.org